




MOKON
2150 Elmwood Ave • Buffalo, New York 14207
Phone (716) 876-9951 • FAX (716) 874-8048
www.mokon.com

CLEAN OUT PROCEDURE FOR FUL FLO RELIEF VALVE

- Locate relief valve



- Remove bullet nose cap from valve
- Remove bore from housing
- Spring will fall down from inside valve
- If piston does not come out on its own, reach inside valve using your pinky finger (do not use anything that will cause damage to the inside of the cylinder wall).
- Pull out the piston.
- Using a soft clean cloth clean out the inside of the bore.




MOKON
2150 Elmwood Ave • Buffalo, New York 14207
Phone (716) 876-9951 • FAX (716) 874-8048
www.mokon.com



Bullet Nose cap




MOKON
2150 Elmwood Ave • Buffalo, New York 14207
Phone (716) 876-9951 • FAX (716) 874-8048
www.mokon.com





MOKON
2150 Elmwood Ave • Buffalo, New York 14207
Phone (716) 876-9951 • FAX (716) 874-8048
www.mokon.com



Remove piston
from cylinder




Use only your finger. Unless it is
really stuck. If it is stuck that bad the
valve must be removed and the piston
pushed out from the other side.



MOKON
2150 Elmwood Ave • Buffalo, New York 14207
Phone (716) 876-9951 • FAX (716) 874-8048
www.mokon.com



Cylinder Clean



Piston Clean